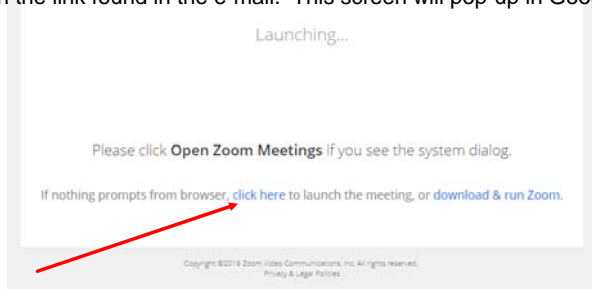
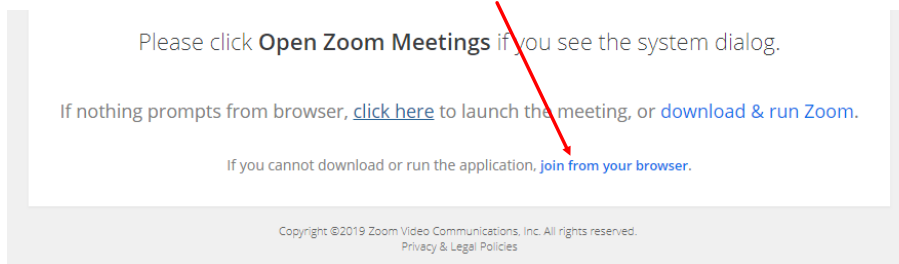


Zoom Instructions

1. Click on the link found in the e-mail. This screen will pop-up in Google Chrome:



2. "Click here" usually works better than "download & run Zoom. Select "join from your browser"



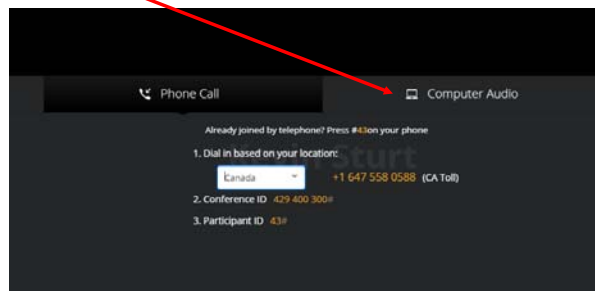
3. Input your name and Join. Use Computer audio and enable your computer for audio.



Input your name to join the meeting

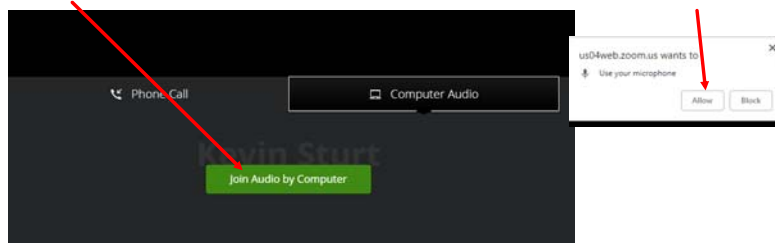
Your Name

Click on "Computer Audio" Note that if audio quality is poor, there is an option for dialing in via phone.



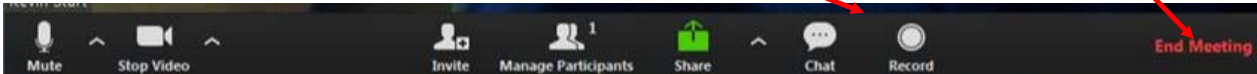
Join audio by computer

Allow use of microphone and video camera for the pop ups:

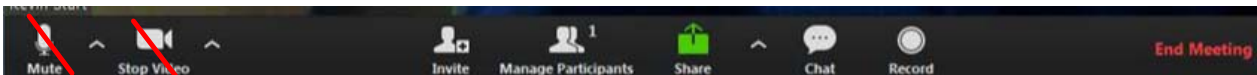


4. During webinar, mute audio. There's the option for Chat to ask questions and End Meeting when finished.

audio & video not muted



Clicking on the icons will cause audio & video to be muted.

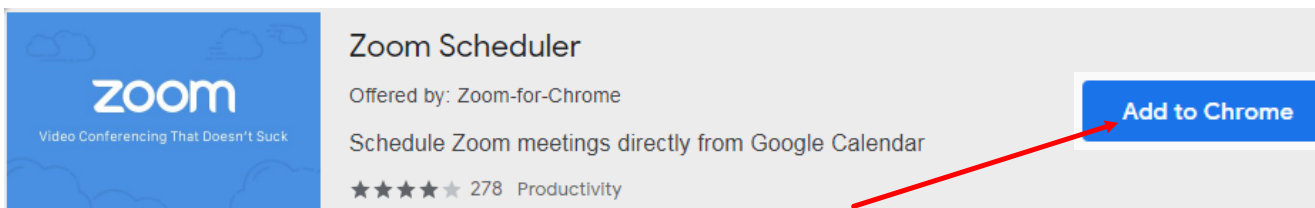


5. If you have any issues, e-mail kevinsturt@sd28.bc.ca and provide a contact phone number.

For scheduling or making zoom calls, you can get the zoom app from the chrome web store:



<https://chrome.google.com/webstore/>



Note that it gets added as an extension to your @sd28.org Google account toolbar

