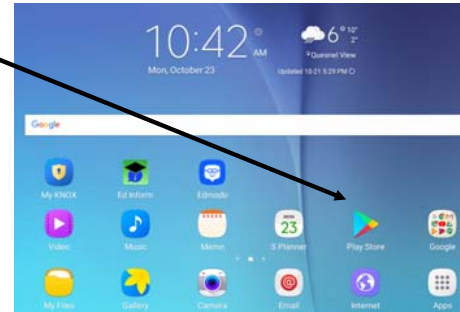



Parent Access to Ed Inform

1. To get Ed Inform, Download at Play Store (Android) or App Store



** search for and install Ed Inform



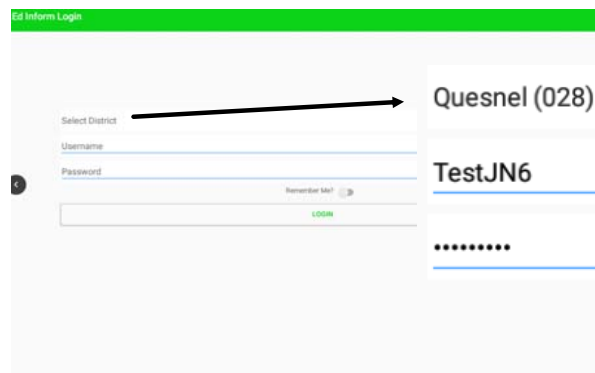
2. Open e-mail from noreply@awinfosys.com to access login details.



username

password

3. Open Ed Inform and select School District 28 and provide login information (from e-mail)



4. Choose an assessment to view in gallery



5. Notice that an assessment item may include:

core competency

curricular competency (subject)

assessment item/ title

learning standards

evidence (could be picture/ video/ audio file or document)

could include Art, PE/Health, ADST& other subjects

To see the expanded comment box, click on the arrow for each section.

teacher comments

next steps (future action/ areas for growth)

student comments (to comment after they login)

Can post message to teacher and see replies

performance scale

More Options..

Logout

App Settings

For more information, go to:

<https://bcnewcurriculum.weebly.com/digital-reporting.html>

Parent Access to SSDAS

1. Open e-mail from <noreply@awinfosys.com> to access login details.

From: <noreply@awinfosys.com>
To: <parent@sd28.bc.ca>
Date: 21 Oct 2017 11:12 AM
Subject: Welcome to Ed Inform



Welcome to Ed Inform!

You are receiving this email invitation from Elyse Stevens in order to access your child's Ed Inform Learning Gallery.

App Store Access: Use the search keyword "Ed Inform" to download the app to your iOS or Android Device. Once you have installed the app, select SD 28 from the District dropdown and enter the Username and Password provided below.

OR

You can click on the link below to login from any web browser:

<https://sd28.awinfosys.com/das/defarb.asp>

Username: Test2N6

Password: PLG36MXP

Please contact your teacher if you need any help with accessing your child's learning gallery.

username

password

2. Log in at SSDAS site.

<https://sd28.awinfosys.com/das/>

a. Option to change password in Utilities

to save new password

b. Option to upload file

3. Go to the Learning Gallery

First Name	Last Name
Test Student 2	Test
Grade Level	Student #
GRADE 1	106990
School	School Phone#
Bouchie Lake Elementary School	

Last Login: 10/23/2017 12:11:58 PM - Total Logins: 18

** You can also log in to SSDAS by going to the school district website (www.sd28.bc.ca)

-- scroll to the bottom and click on SSDAS. Click on "SSDAS login for staff" and use login info from the e-mail.

4. Notice that an assessment item may include:

to return to learning gallery

core competency

curricular competency (subject)

assessment item/ title

learning standards

teacher comments

next steps (future action/ areas for growth)

Can post message to teacher and see replies

evidence (could be picture/ video/ audio file or document)


To log out

** To expand the text boxes, click and drag the corner of the box.

For more information, go to:

<https://bcnewcurriculum.weebly.com/digital-reporting.html>

Performance Scale

Proficiency Scale				
	Emerging	Developing	Proficient	Extending
	The student demonstrates an initial understanding of the concepts and competencies in relation to the expected learning.	The student demonstrates a partial understanding of the concepts and competencies in relation to the expected learning.	The student demonstrates a solid understanding of the concepts and competencies in relation to the expected learning.	The student demonstrates a sophisticated understanding of the concepts and competencies in relation to the expected learning.