
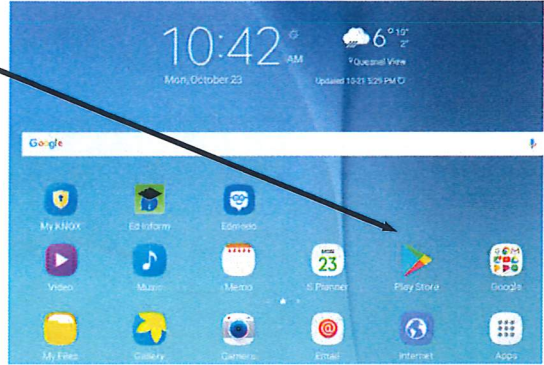



Parent Access to Ed Inform

1. To get Ed Inform, Download at Play Store (Android) or App Store (iOS)

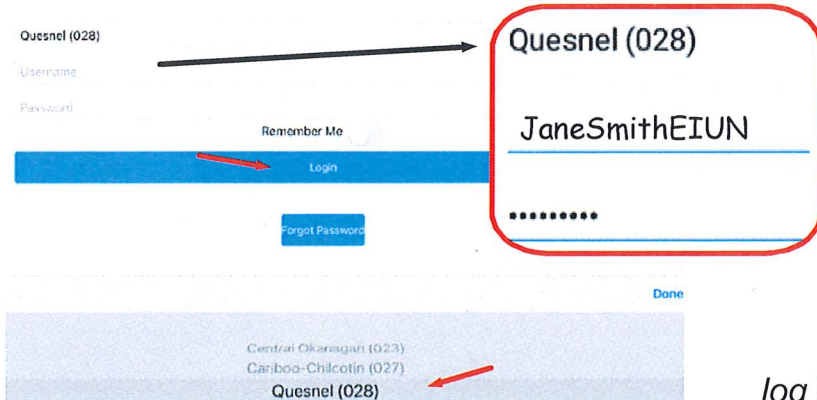
** search for and install/ get/ update Ed Inform



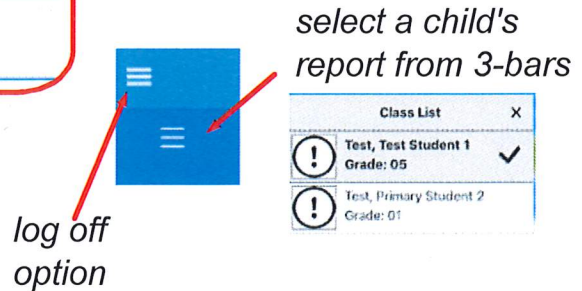
2. Open e-mail from noreply@awinfosys.com to access login details.

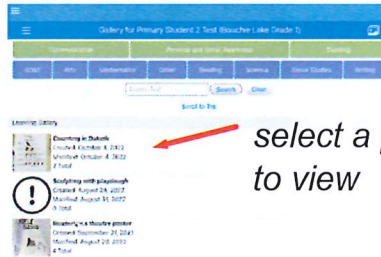


3. Open Ed Inform and select Quesnel(028) and provide login information (from e-mail)



4. If you have more than one child, select the child's report from the 3 bars. Request your teacher for an account merge if needed.





select a post to view

to go back to gallery

5. For a post, notice that the assessment may include:

core competency

curricular competency (subject). Multiple selections mean that the post is cross-curricular, applying to more than one subject area

could include Art, PE/Health, ADST& other subjects

assessment item/ title

learning standards

teacher comments

next steps (future action/ areas for growth)

To see the expanded comment box, click on the arrow for textbox. Keep scrolling to see entire explanation.

Student Self Reflection:

I felt that this was a good first try for the persuasive letter. Next time I will add more details.

student comments (to comment after they login)

All Pictures Video Audio Documents



evidence (could be picture/ video/ audio or document)

Messaging

Received Sent
Message:

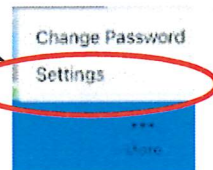
Can post message to teacher/ student and see replies, to encourage your child's growth

- What a great opportunity to write letters!
4/24/2019 8:27:46 AM - EL Parent Text
- I think it's a great thing to think critically about your writing.
4/24/2019 8:12:23 AM - EL Parent Text
- Great work!
4/24/2019 8:01:53 AM - EL Parent Text

proficiency scale

Emerging Developing Proficient Exceeding

Reminders Report Cards IEP More



For more information, go to:

<https://bcnewcurriculum.weebly.com/digital-reporting.html>

Parent Access to SSDAS

1. Open e-mail from <noreply@awinfosys.com> to access login details. Contact your child's teacher if you don't receive an email.

From: noreply@awinfosys.com
 To: skennet@sd28.bc.ca
 Date: 21 Oct 2017 11:12 AM
 Subject: Welcome to Ed Informa



Welcome to Ed Informa!

You are receiving this email invitation from Elyse Stevens in order to access your child's Ed Informa Learning Gallery.

App Store Access: Use the search keyword "Ed Informa" to download the app to your iOS or Android Device. Once you have installed the app, select SD 28 from the District drop-down and enter the Username and Password provided below.

OR

You can click on the link below to login from any web browser:

<https://sd28.awinfosys.com/das/default.asp>

Username: TestNS6

Password: PLOJ5@MXP

Please contact your teacher if you need any help with accessing your child's learning gallery.

username

password

to save new password



2. Log in at SSDAS site.

<https://sd28.awinfosys.com/das/shared/custom/SD28.asp>

SSDAS
Please enter login information

Account Login

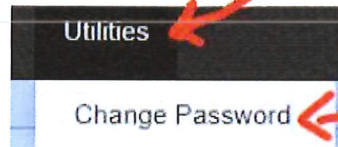
Please log in below.

Username

Password

Login

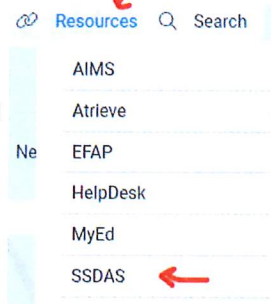
Option to change password in Utilities



3. Select which child to view and go to the Learning Gallery

SSDAS		Home	Student - Primary Student 2	Student - Test Student 1	Utilities
First Name	L1Parent		Last Name	Test	
Phone #			Mobile #		
Home Address			Mailing Address		

** You can also log in to SSDAS by going to the school district website (www.sd28.bc.ca) and select "SSDAS" from the Resources drop-down link.



4. Notice that an assessment item may include:

The screenshot displays the S S D A S (Student, School and District Administration System) interface for a student named Student 2. The main content area is titled 'Persuasive letter writing' and includes several sections:

- Learning Intention/Description of Learning Activity:** A text box describing the student's task of writing a persuasive letter to Enbridge.
- Teacher Comments/Feedback:** A text box with a positive comment from the teacher.
- Student Self Reflection:** A text box where the student reflects on their work.
- Next Steps & areas for improvement:** A text box with suggestions for further research.
- Messaging:** A section showing received and sent messages, with a proficiency scale below it ranging from Emerging to Extending.

Annotations on the left side of the screenshot include:

- to return to learning gallery
- core competency
- curricular competency (subject)
- assessment item/ title
- learning standards
- teacher comments
- Student's reflection on growth and progress
- Can post message to teacher and see replies
- Proficiency scale

Annotations on the right side include:

- To log out


** To expand the text boxes, click and drag the corner of the box.

You can print a report (Ctrl P). In Settings, select **Classic Ed Inform Theme** and then print in colour.

For more information, go to:

<https://bcnewcurriculum.weebly.com/digital-reporting.html>

Performance Scale

Proficiency Scale				
	Emerging	Developing	Proficient	Extending
	The student demonstrates an initial understanding of the concepts and competencies in relation to the expected learning.	The student demonstrates a partial understanding of the concepts and competencies in relation to the expected learning.	The student demonstrates a solid understanding of the concepts and competencies in relation to the expected learning.	The student demonstrates a sophisticated understanding of the concepts and competencies in relation to the expected learning.