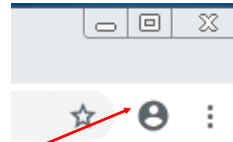
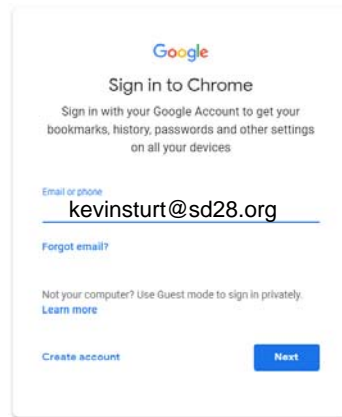




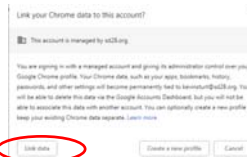
Accessing Google Team Drives

1. When your Google account has been activated (Ctrl-Alt-Del & Password reset), open Google Chrome browser and click on the person icon to log in.



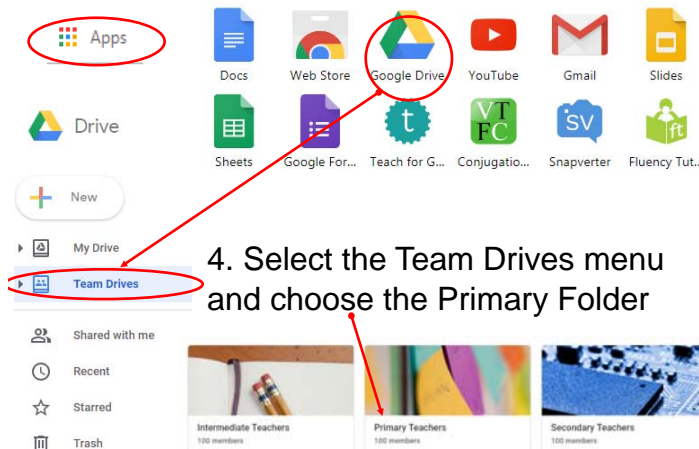
** first & last name@sd28.org

**password should be the same as logging in to a computer



2. "link data" links favorites and extensions (e.g., Read&Write)

3. To go to Google Drive, click on Apps (top left corner) & Drive



4. Select the Team Drives menu and choose the Primary Folder

For help or more info, contact kevinsturt@sd28.bc.ca or phone 250-992-0421

Quick access to Team Drives:

<https://drive.google.com/drive/u/0/team-drives>